

VITARA



Way of Life!

It's time to play

When you're in the mood for fun, the new Vitara is ready to deliver! Sporting a hot new look and packed with smart technology, this versatile SUV once again sets the bar for on and off-road performance, ease of use, and fuel efficiency.





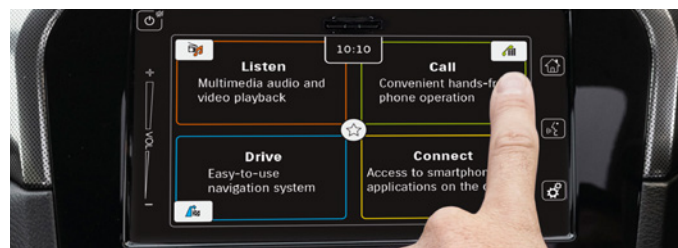
Extra points for style

When you look good you feel good - and the Vitara is stunning from every angle. Its bold design combines rugged SUV presence with refined 17-inch alloy wheels, sparkling LED daytime running lights, and rear privacy glass to make it the epitome of sophisticated urban chic.



Comfort and convenience

Whether you're heading to work or play, driving the Vitara is pure pleasure. Elegant lines, subtle curves, and chrome contrasts tie together the Vitara's unique interior styling while the leather bound steering wheel integrates audio, handsfree, and cruise controls for ultimate ease of use.



7-INCH TOUCHSCREEN

To keep you entertained and informed the new Vitara has a centrally located 7-inch touchscreen display. This features a voice-activated audio, navigation system, smartphone connectivity, and a reversing camera.

BLUETOOTH & USB

Bluetooth® lets you connect wirelessly to your music and contacts on your smartphone. You can answer calls while you're travelling or change tracks without taking your hands off the wheel. You can also connect your smartphone or device via USB.

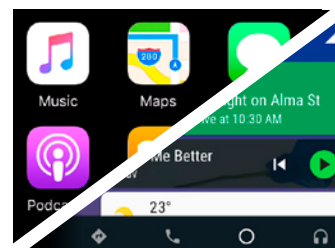


REVERSING CAMERA

Now you can reverse safely without having to twist around in your seat. It makes parking easier and can be a lifesaver when kids or animals are around.

MAPS

To help you get where you're going – or explore the road less travelled, the Vitara has a built-in satellite navigation system with easy to follow maps.



APPLE CARPLAY

Make phone calls, access your music, send and receive messages, and get directions using voice command or touchscreen.

ANDROID AUTO™

Puts Google Maps™, Google Search™ and other Google services at your fingertips.



4.2-INCH COLOUR DISPLAY

Set directly ahead of you between the speedometer and tachometer is a digital LCD screen that displays key driving information. This includes drive mode, engine output, torque, driving range, fuel consumption, trip details, and ALLGRIP mode (AWD only).



CLIMATE AIR-CONDITIONING

Climate air-conditioning ensures every journey is a comfortable one. Dial in your desired temperature quickly and easily with digital accuracy. There's even a special pollen filter that removes dust and other particles so you can breathe easy – especially useful when you're out exploring the countryside.



CRUISE CONTROL AND SPEED LIMITER

Cruise control maintains your speed to a set level, while the speed limiter function allows you to set a maximum speed for safe driving.



PUSH BUTTON START

Keyless start saves you fumbling for your keys every time you get in and is especially handy if your arms are full. It's more secure than a regular key, plus it prevents you from locking yourself out.



Play it safe

Having fun shouldn't be a risky business and the Vitara has been designed with your safety in mind. Thanks to a combination of TECT body design, 7 airbags and a suite of electronic systems including ABS with Electronic Brakeforce Distribution and hill hold control (Auto), the Vitara offers exceptional driver and passenger protection and sports a 5 star ANCAP safety rating.



Advanced Forward Detection System

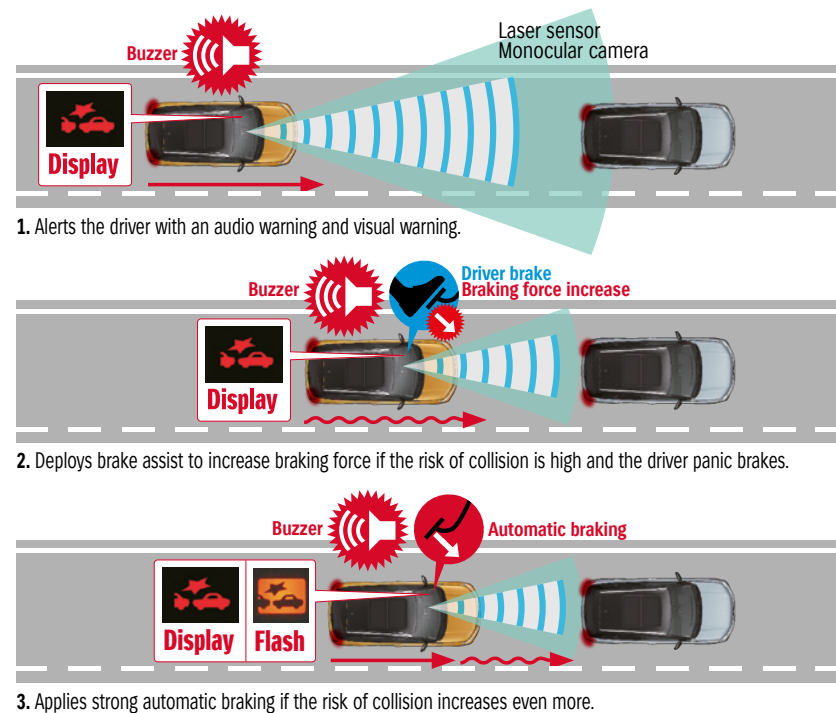
To help support your safe driving, the Vitara Turbo also comes with Suzuki's Advanced Forward Detection System.* This employs a state-of-the-art monocular camera, laser sensor, and millimetre-wave radar with the aim of aiding the driver to avoid a collision or mitigate the damage.

The Advanced Forward Detection System includes:

- Dual Sensor Brake Support (DSBS)
- Lane departure warning
- Weaving alert
- Adaptive cruise control

DUAL SENSOR BRAKE SUPPORT (DSBS)

Vitara Turbo's monocular camera 'sees' mid-to-long distance and can detect pedestrians. It also has a laser sensor for short-distances and at night. Using information from these sensors it can detect a potential collision and act accordingly.



LANE DEPARTURE WARNING

At 60 km/h or faster this feature predicts your course and if you drift, vibrates the steering wheel and gives you a visual warning (Turbo).

WEAVING ALERT

This system calculates your driving pattern and issues audio and visual warnings if it detects you're 'wandering' due to driver fatigue, for example (Turbo).

ADAPTIVE CRUISE CONTROL

The adaptive cruise control system uses millimetre-wave radar to automatically maintain your following distance depending on the setting selected and vehicle speed (Turbo).

PARKING SENSORS

Parking is safer and easier with ultrasonic sensors in the front and rear bumpers that detect obstacles and send you a warning you can both see and hear (Turbo).

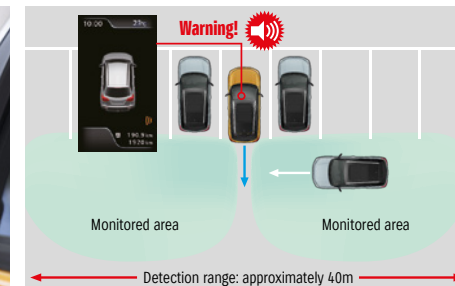
BLIND SPOT MONITOR

Lane changing at speeds above 15 km/h is made safer by two rear mounted side radar sensors capable of detecting vehicles located in or approaching the rear blind spots on either side of the vehicle. When a vehicle is detected a warning LED icon is illuminated in the exterior mirror. If the driver indicates to change lanes, a flashing LED icon is accompanied by a warning sound alert (Turbo).



REAR CROSS TRAFFIC ALERT

This assists the driver to manoeuvre more safely out of parking spaces where vision is obscured. When reversing, at speeds of up to 8 km/h, the vehicle uses two rear mounted side radar sensors to assist the driver by alerting them of approaching vehicles on either side. The driver is given both a visual alert on the multi information display and a warning sound (Turbo).



*Please do not rely on the Advanced Forward Detection System. It is only an aid and the ability to detect obstacles and lanes, and control the vehicle is limited. Always drive safely.



Power Play

Nothing beats the feeling of freedom and fun that you get from the Vitara, and thanks to Suzuki's unmatched engine expertise, there's no trade-off between performance and efficiency. Boasting a 1.6 VVT or the incredible BoosterJet Turbo, the Vitara offers agile performance in the city, effortless open road cruising, and plenty of off-road muscle when it's time to play. The Vitara offers all the performance and power of an SUV with the fuel efficiency you'd expect from a compact car.



1.4 BOOSTERJET TURBO

The advanced BoosterJet direct-injection turbo petrol engine delivers 20% more power and a massive 40% more torque than the 1.6 model while still achieving amazing fuel economy.

Power: 103 kW
Torque: 220 Nm
Fuel: 5.9-6.2 L/100km combined



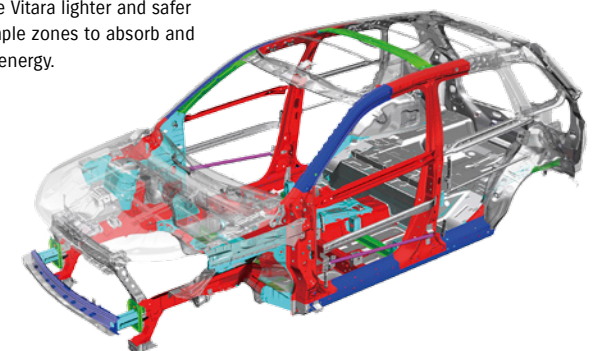
1.6 VVT

The JLX model's 1.6 VVT engine is optimized for superior fuel economy and smooth performance across the rev range.

Power: 86 kW
Torque: 156 Nm
Fuel: 5.8-6.5 L/100km combined

TECT BODY DESIGN

The beauty of the new Vitara's body goes more than skin deep. Incorporating Suzuki's TECT (Total Effective Control Technology) makes the Vitara lighter and safer with crumple zones to absorb and dissipate energy.



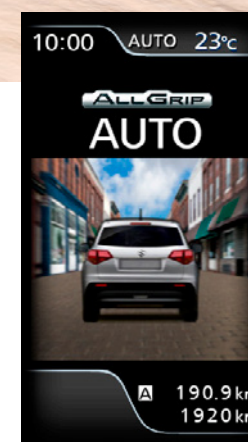
ALLGRIP

SELECT




Just push play

Feeling playful? Get out of town and leave the road behind to see the Vitara really shine! Its ALLGRIP technology maximises the performance of the transmission, engine and safety systems depending on road surfaces and driving conditions. With four ALLGRIP SELECT modes you can easily modify the Vitara's handling with a flick of a dial. So push play and navigate roads less travelled with sure-footed confidence, control, and handling.



AUTO MODE

Prioritises fuel economy in typical driving conditions and automatically switches to 4WD when it detects slippage.



SNOW MODE

Optimal for snowy, unpaved and other slippery surfaces, the traction is enhanced during acceleration to give stability and control.



SPORT MODE

Improves cornering performance and engine response by optimizing the accelerator and torque characteristics.



LOCK MODE

For getting out of snow, mud, or sand, more torque is distributed to the rear wheels, while ESP and other control technologies are optimised to free the car.



The personal touch

No two drivers are the same, so when you're looking for a few final touches to the interior or significant exterior enhancements, there is no shortage of choice. Bring out the Vitara's bold character with the Rugged accessory range (pictured left) or add some finesses with the Urban range (pictured right). Make the Vitara truly your own.

ACCESSORIES

For the current range of optional accessories, go to suzuki.co.nz/vitara or discuss with your local Suzuki dealership.



VITARA

Equipment and Specifications

COMFORT		JLX 2WD	TURBO 2WD	JLX AWD	TURBO AWD
Power steering		●	●	●	●
Tilt and telescopic-adjustable steering column		●	●	●	●
Electric windows front and rear		●	●	●	●
Steering wheel paddle shifters (Auto)		●	●	●	●
Cruise control and speed limiter		●	●	●	●
ALLGRIP 4-mode driving dial		-	-	●	●
Entry and start	Remote with hazard answer-back	●	●	●	●
	Keyless entry and push-button start	●	●	●	●
Climate air conditioning with pollen filter		●	●	●	●
Media system	7-inch touch-screen tuner/SD	●	●	●	●
	Apple CarPlay	●	●	●	●
	Android Auto™	●	●	●	●
	Satellite navigation	●	●	●	●
	USB input	●	●	●	●
	Reversing camera	●	●	●	●
	Handsfree Bluetooth® connectivity	●	●	●	●
	Four speaker system	●	-	●	-
	Six speaker system	-	●	-	●
Door mirrors	Electrically adjustable	●	●	●	●
	Electrically folding with turn signals	-	●	-	●
	Heated	-	●	-	●

INSTRUMENT PANEL		JLX 2WD	TURBO 2WD	JLX AWD	TURBO AWD
Tachometer		●	●	●	●
Illuminated instrument panel with dimmer		●	●	●	●
Information display	4.2-inch colour LCD	●	●	●	●
	Digital clock	●	●	●	●
	Gear position indicator (auto)	●	●	●	●
	Outside temperature gauge	●	●	●	●
	Fuel consumption (instant/average)	●	●	●	●
	Driving range	●	●	●	●
	Average speed	●	●	●	●
	Vehicle performance screens	●	●	●	●
	ALLGRIP driving mode indicator	-	-	●	●
Lights-on key reminder and door-ajar warning lamp		●	●	●	●
Seatbelt warning system for all seating positions		●	●	●	●


INTERIOR		JLX 2WD	TURBO 2WD	JLX AWD	TURBO AWD
Cabin lights	Front map, footwell, glovebox	●	●	●	●
	Centre cabin, lower box, vanity mirrors	●	●	●	●
Centre analogue clock		●	●	●	●
		●	●	●	●
Central panel detail	Silver	●	-	●	-
	Chrome coloured	-	●	-	●
Seat upholstery	Fabric with contrast stitching	●	-	●	-
	Suede & leather with contrast stitching	-	●	-	●
Drink holders	4 front, 2 rear	●	●	●	●
Adjustable centre armrest with console box		●	●	●	●
Leather steering wheel with cruise, audio, and phone controls		●	●	●	●
Driver's side seat height adjuster		●	●	●	●
60:40 split rear seats		●	●	●	●
Adjustable head restraints x5		●	●	●	●
Chrome garnishes		●	●	●	●
Silver louvre rings and instrument highlights		-	●	-	●
Front door storage pockets / arm rests		●	●	●	●
Rear luggage board		●	●	●	●
Luggage area cover		●	●	●	●
12V accessory socket front and rear		●	●	●	●

EXTERIOR		JLX 2WD	TURBO 2WD	JLX AWD	TURBO AWD
Styling	Wheel arch & under-protection mouldings	●	●	●	●
	Skid plate front and rear	●	●	●	●
Headlamps	Silver roof rails	●	●	●	●
	Chrome accent grille	●	●	●	●
	Chrome front bumper garnish	●	●	●	●
	Halogen multi-reflector	●	-	●	-
	Halogen multi-reflector & LED projector	-	●	-	●
	Blue accent headlamp covers	-	●	-	●
	LED daylight running lamps	●	●	●	●
	Automatic light-sensing	-	●	-	●
	Auto-levelling	-	●	-	●
Rear LED combination lamps		●	●	●	●
Rear reverse lamp		●	●	●	●
Front fog lamps		●	●	●	●
Windscreen wipers	2-speed, variable, intermittent, washer	●	●	●	●
	Rear 1-speed, intermittent, washer	●	●	●	●
	Auto rain-sensing	-	●	-	●
Privacy glass (rear passenger, three quarter & hatch)		●	●	●	●
Tyres and wheels	215/55R17 grey alloy wheels	●	-	●	-
	215/55R17 polished face alloy wheels	-	●	-	●
	Temporary spare wheel	●	●	●	●

SAFETY AND SECURITY		JLX 2WD	TURBO 2WD	JLX AWD	TURBO AWD
ABS with EBD and brake assist function		●	●	●	●
Brake override system		●	●	●	●
Dual sensor brake support		-	●	-	●
Adaptive cruise control		-	●	-	●
Lane departure warning		-	●	-	●
Weaving alert		-	●	-	●
Hill-hold assist		●	●	●	●
Hill descent control		-	-	●	●
Electronic stability programme (ESP®)		●	●	●	●
4-wheel disc brakes		●	●	●	●
Parking proximity sensors (4 front and 4 rear)		-	●	-	●
Rear cross traffic alert		-	●	-	●
Blind spot monitor		-	●	-	●
Reversing camera		●	●	●	●
SRS dual front airbags		●	●	●	●
Driver's knee airbag		●	●	●	●
Driver and passenger side airbags		●	●	●	●
Front and rear curtain airbags		●	●	●	●
Side impact beams		●	●	●	●
Collapsible steering column		●	●	●	●
Brake and clutch decoupling mechanism		●	●	●	●
Front ELR seatbelts with pre-tensioners and force limiters		●	●	●	●
Rear 3-point ELR seatbelts x3		●	●	●	●
ISOFIX child seat anchorages x2 and tether anchorages x3		●	●	●	●
Child-proof rear door locks		●	●	●	●
Engine security immobiliser		●	●	●	●



JLX: Fabric with contrast stitching interior



TURBO: Suede and synthetic leather interior

DIMENSIONS		2WD MODELS	AWD MODELS
Overall length	mm	4,175	4,175
Overall width	mm	1,775	1,775
Overall height	mm	1,610	1,610
Wheelbase	mm	2,500	2,500
Track	Front mm	1,535	1,535
	Rear mm	1,505	1,505
Ground clearance	mm	185	185
Minimum turning radius	m	5.2	5.2

WEIGHTS AND ECONOMY		2WD MODELS	AWD MODELS
Curb weight	JLX kg	Man / Auto	1,075 / 1,120
	Turbo kg	Auto	1,160
Gross vehicle weight	kg		1,730
Fuel economy	JLX L/100 km	Man / Auto	5.8 / 6.2
	Turbo L/100 km	Auto	5.9
CO2 emissions	JLX g/km	Man / Auto	123 / 142
	Turbo g/km	Auto	138

ENGINE		JLX	TURBO
Type		M16A	K14C-DITC
Number of cylinders / valves		4 / 16	4 / 16
Piston displacement	cm3	1,586	1,373
Bore stroke	mm	78.0 x 83.0	73.0 x 82.0
Compression ratio		11:1	9.9:1
Maximum output	kW/rpm	86/6,000	103/5,500
Maximum torque	Nm/rpm	156/4,400	220/1,500-4,000
Fuel distribution		Multipoint injection	Direct injection
Fuel type		91-98 RON	95-98 RON

TRANSMISSION		5-speed Man	6-stage Auto	6-stage Auto
Type		2WD	2WD	AWD
Drive system		2WD	2WD	AWD
Gear ratios	1st	3.545	4.666	4.044
	2nd	1.904	2.533	2.371
	3rd	1.258	1.555	1.556
	4th	0.911	1.135	1.159
	5th	0.725	0.859	0.852
	6th	-	0.685	0.672
	Reverse	3.250	3.393	3.193
Final drive ratio	Front	4.411	3.683	3.502

CHASSIS		Electric power assisted rack and pinion
Steering		Electric power assisted rack and pinion
Brakes	Front	Ventilated discs
	Rear	Solid discs
Suspension	Front	MacPherson strut & coil spring
	Rear	Torsion beam & coil spring
Tyres		215/55 R17

CAPACITIES		5
Seating capacity	Persons	5
Luggage capacity	Rear seatback folded	710
	Rear seatback raised	375
Fuel tank capacity	Litres	47
Towing capacity	Unbraked / Braked	600 / 1,200



ESP® is a registered trademark of Daimler AG. Bluetooth® is a registered trademark of Bluetooth SIG, Inc.

For more details including iPhone models compatible with Apple CarPlay, see: <http://www.apple.com/ios/carplay>. Apple, Apple CarPlay and iPhone are trademarks of Apple Inc., registered in the U.S. and other countries. Android Auto requires the Android Auto app from Google Play, and an Android compatible smartphone running Android™ 5.0 Lollipop or higher: <https://support.google.com/androidauto>. Android and Android Auto are trademarks of Google LLC.

Vitara JLX models



Cool White Pearl (ZNL)

Premium Silver 2 Metallic (ZCD)

Cosmic Black Pearl (ZCE)



Bright Red 5 (ZCF)

Atlantis Turquoise Pearl Metallic (ZQN)

Indent order only

Vitara Turbo models



Cool White Pearl (ZNL)

Premium Silver 2 Metallic (ZCD)

Cosmic Black Pearl (ZCE)



Premium Silver 2 Metallic / Cosmic Black Pearl (A9G)

Metallic Ice Grayish Blue / Cosmic Black Pearl (DBF)

Bright Red 5 / Cosmic Black Pearl (A9H)



Solar Yellow Metallic / Cosmic Black Pearl (DBH)

Savannah Ivory Metallic / Cosmic Black Pearl (A9N)

SUZUKI NEW ZEALAND LIMITED 1 HEADS ROAD, WANGANUI. WWW.SUZUKI.CO.NZ

Standard and optional equipment available may vary from time to time. Some international models illustrated – please enquire at your Suzuki dealer for exact specifications. Suzuki New Zealand Ltd reserves the right to change, without notice, prices, colours, materials, equipment, specifications and models, and also to discontinue models. *Figures for combined test – your fuel consumption will vary due to factors such as vehicle condition, driving style and traffic conditions.



THE SUZUKI WAY OF LIFE

When you buy a Suzuki, you're not just buying a car, you're joining the Suzuki family – the Suzuki Way of Life. We make some of the world's favourite compact vehicles and take great pride in the level of service and support we offer our customers. Our New Zealand dealer network is second to none and we've won more independent customer satisfaction awards than any other manufacturer.



BIG ON SMALL CARS AND SUVs

Suzuki is one of the biggest car makers on the planet today, and we got here making small cars. We didn't just jump on the efficiency bandwagon, we've been leading the way for over 100 years – it's in our DNA. No other manufacturer can match our experience.

Today, as the world becomes increasingly motorised, the mantra of 'smaller, fewer, lighter, cleaner' takes on even more importance. With Suzuki's small car expertise we're leading the way with a range of small cars and SUVs designed for modern lifestyles. Featuring next-generation technology, our highly fuel-efficient compact vehicles are purpose-built for minimum environmental impact and maximum enjoyment. In New Zealand, Suzuki's new vehicle fleet is the cleanest of any mainstream brand. (2018 result for top 10 vehicle manufacturers.)

INVOLVED IN OUR COMMUNITY

Suzuki New Zealand support a number of organisations and worthy causes in our community. We encourage kiwis to get involved in an active lifestyle at all levels. We help out with fun events with a focus on family, community, and the environment and we support the things Kiwis care about.

LEUKAEMIA & BLOOD CANCER NZ

With a vision to cure and a mission to care, this amazing organisation works tirelessly helping everyday Kiwis come to terms with leukaemia, lymphoma, myeloma and related blood conditions. Last year, the frontline support services team covered more than 50,000 kilometres in their brightly coloured Suzuki Balenos and Swifts; providing patients, their family and friends with emotional and practical support.

MAKING DRIVERS SAFER

To help make our roads safer for everyone, Fleetcoach has developed a virtual driver training programme for employers to identify, train and upskill their staff. State-of-the-art interactive videos put drivers behind the wheel of a Suzuki, allowing them to identify driving hazards and improve their road safety skills online.



SILVER FERNS



REAL VALUE

Real Value isn't just about sharp pricing, it's about worry-free enjoyment of your new Suzuki and protecting its on-going value.

5 YEAR WARRANTY PACKAGE

A comprehensive 3 year/100,000 km new vehicle warranty. This covers your entire vehicle for the most important part of its lifecycle and includes a 2 year powertrain warranty extension for a total of 5 years worry-free motoring.

5 YEAR SUZUKI ASSIST

This is one of New Zealand's most comprehensive roadside assistance programmes. It has you covered all day, every day for 5 years from when you first buy your Suzuki – no matter how many kilometres you travel.

SUZUKI BENEFITS PROGRAMME

Purchasing a Suzuki gives you access to the Suzuki Benefits Programme offering a host of benefits like discounts on fuel, rental vehicles, insurance and a whole lot more.

www.suzuki.co.nz

